

## Blood tests

---

A	Serum CA-125 levels may be elevated in endometriosis. However, compared to laparoscopy, measuring serum CA-125 levels has no value as a diagnostic tool (Mol <i>et al.</i> , 1998).	Systematic review of diagnostic tests
---	---	---------------------------------------

---

# CAMERA

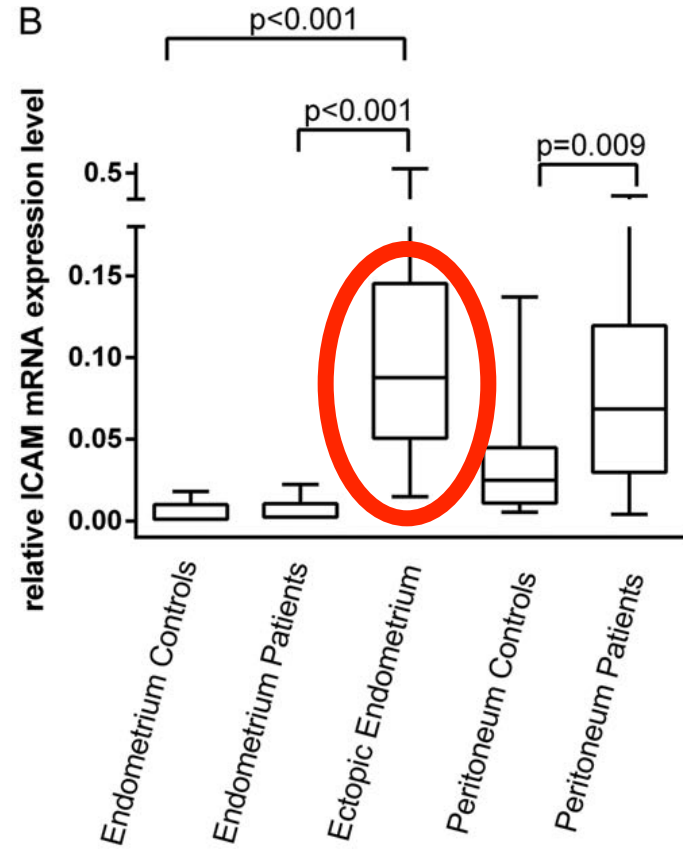
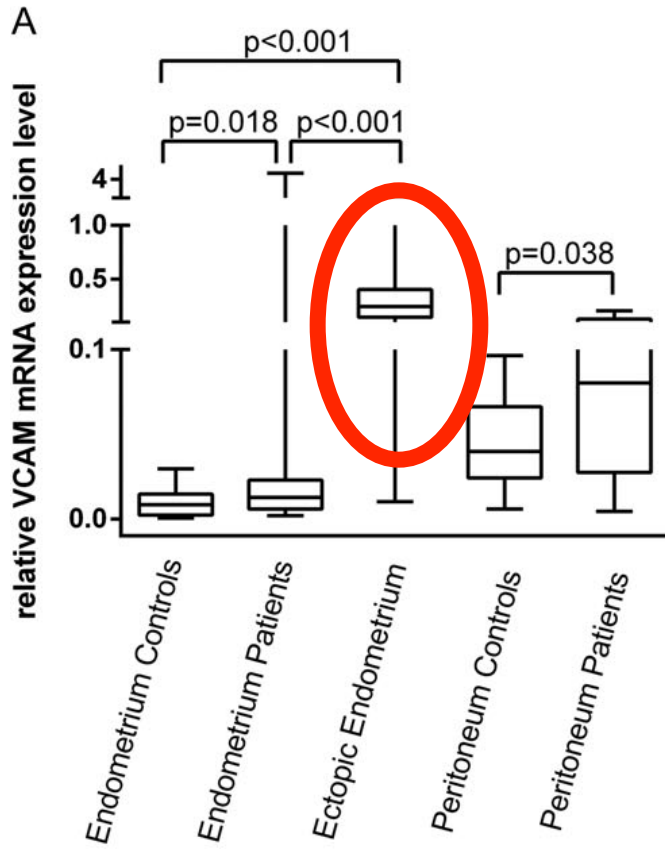
**C**ell **A**dhesion **M**olecule

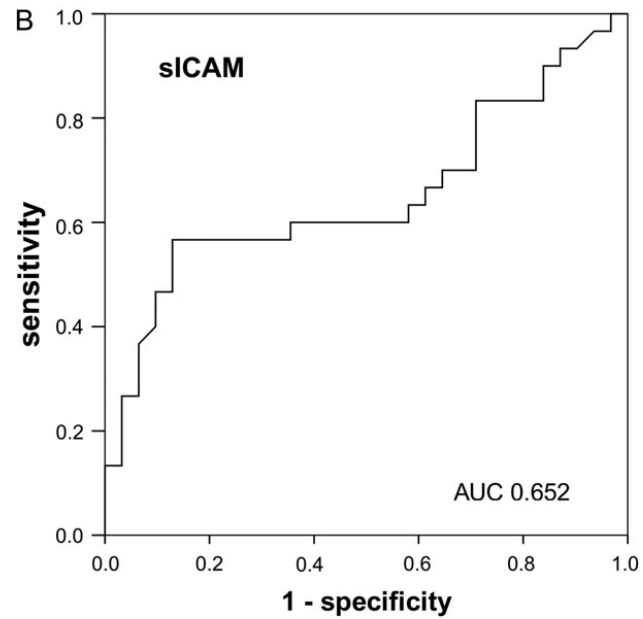
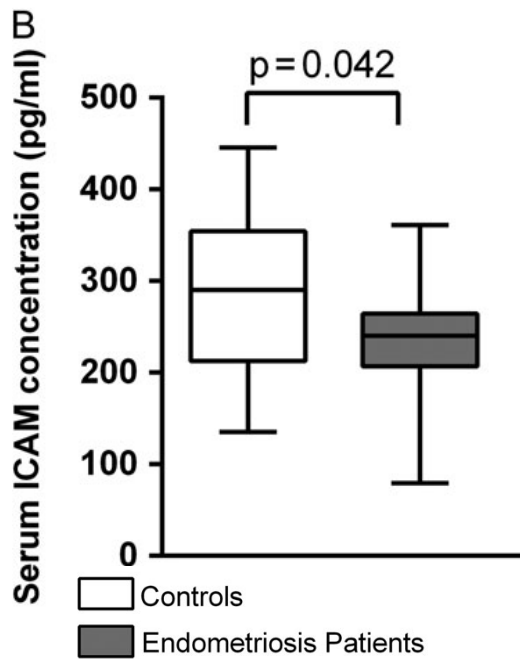
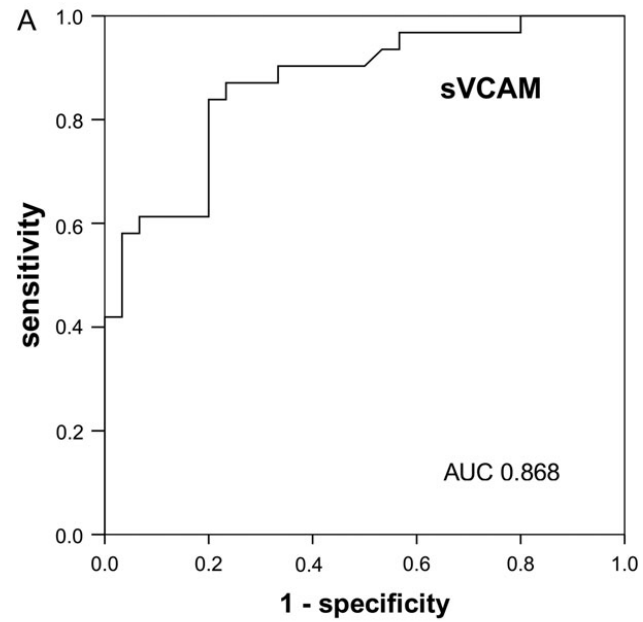
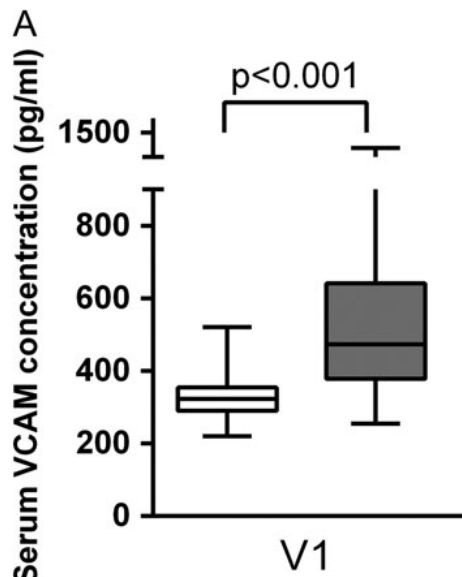
**E**ndometriosis **R**atio

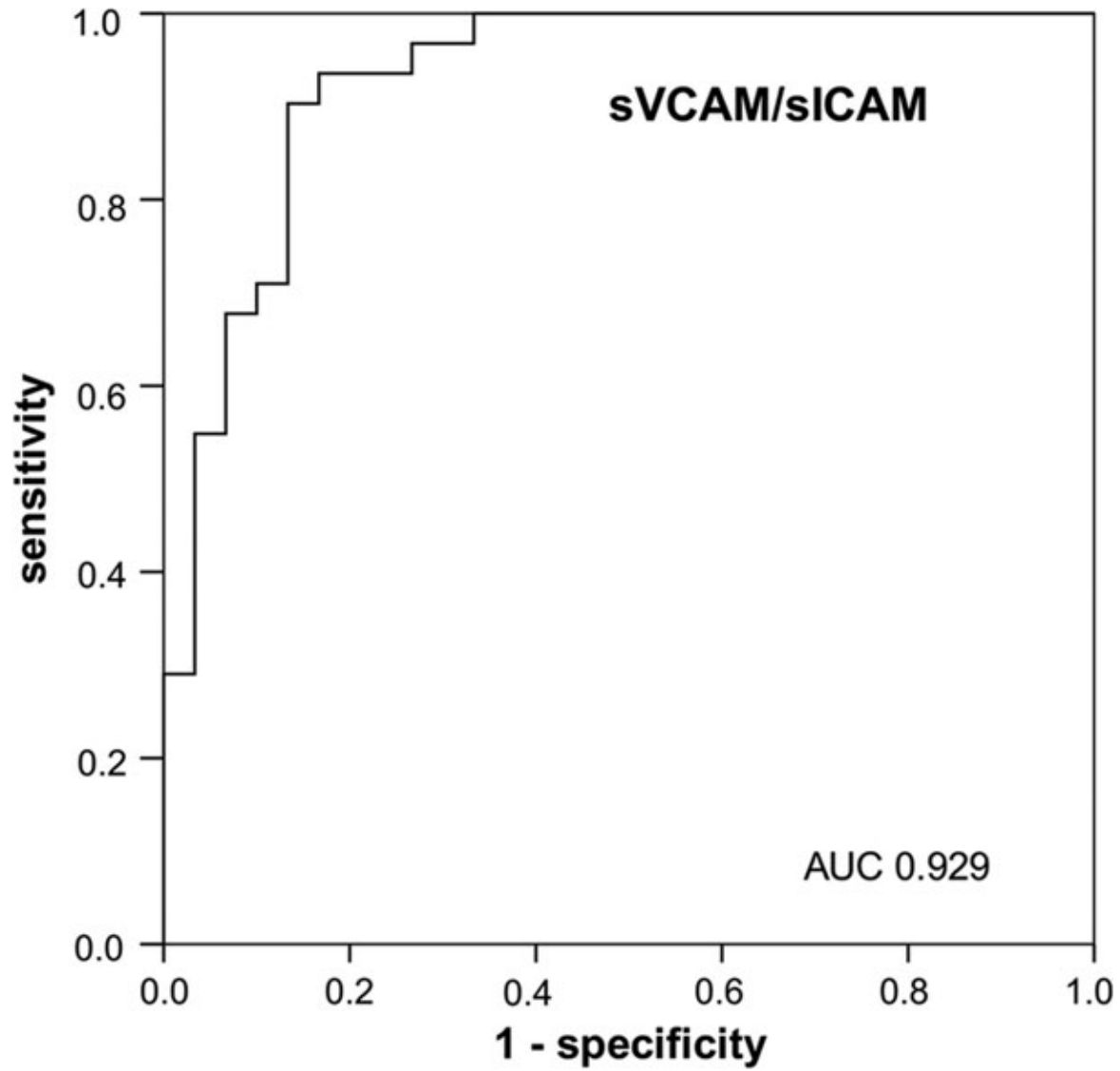
# Soluble VCAM-1/soluble ICAM-1 ratio is a promising biomarker for diagnosing endometriosis

**L Kuessel<sup>1</sup>, R Wenzl<sup>1,\*</sup>, K Proestling<sup>1</sup>, S Balendran<sup>2</sup>, P Pateisky<sup>1</sup>, Yotova I<sup>1</sup>, G Yerlikaya<sup>1,3</sup>, B Streubel<sup>2</sup>, and H Husslein<sup>1</sup>**

<sup>1</sup>Department of Gynecology and Obstetrics, Medical University of Vienna, Waehringer Guertel 18-20, 1090 Vienna, Austria <sup>2</sup>Department of Pathology, Medical University of Vienna, Waehringer Guertel 18-20, 1090 Vienna, Austria <sup>3</sup>Fetal Medicine Research Institute, King's College Hospital, 16-20 Windsor Walk, Denmark Hill, London SE58B, UK







# CAMERA

industriueunabhängige, prospektive,  
multizentrische Validierung (n=300)



- V.a. Endometriose
- Infertilität
- Unterbauchschmerzsymptomatik

# Ausschluss

Th: Antiöstrogenen, Antiprogesteronen,  
GnRH-A

Entzündungszeichen

Chronische Infektionskrankheiten

bekannte oder vermutete Malignität





[lorenz.kuessel@meduniwien.ac.at](mailto:lorenz.kuessel@meduniwien.ac.at)  
[heinrich.husslein@meduniwien.ac.at](mailto:heinrich.husslein@meduniwien.ac.at)  
[rene.wenzl@meduniwien.ac.at](mailto:rene.wenzl@meduniwien.ac.at)